



CONV RJ11-F2F (A-CO-P-00033)




This CONVER is used for Connector RJ11 (6 PIN) FEMALE that will be converted into 2 of Connector RJ11 FEMALE. All 6 Pins of RJ11 are linked together; it can be expansively connected with PORT I2C of Board ET-ESP8266-RS485 or Board ET-MEGA32U4-RS485.

CONV RJ45-F2F (A-CO-P-00032)




This CONVER is used for Connector RJ45 (8PIN) FEMALE that will be converted into 2 of Connector RJ45 FEMALE. All 8 Pins of RJ45 are linked together; it can be expansively connected with PORT RS485 of Board ET-ESP8266-RS485 or Board ET-MEGA32U4-RS485.

PCB RULER 15CM MAKERS (A-PC-E-00620)



Side 1



Side 2

This PCB MAKERS assists user to see various sizes of SMD device and hole sizes. The PCB ruler is a gold-plated outline on the dark background, and its size is 15 x 2.5 cm.